

14000 Series Electric Truck

the best curtainsider truck in the world



14000B153

KEY FEATURES:

- Zero emissions battery electric operation
- ZEV automatic transmission
- Electric regenerative brakes with air EBS
- Air suspension on all axles
- Super-low floor cab
- Web integrated

KEY SPECIFICATIONS:

- GVM:** 15,000kg
- Power:** 185kW electric drive
- Battery Capacity:** 153.6kWh
- Wheelbase:** 4300mm
- Height:** 2805mm

Introducing the ZEV 14000 Series, boasting battery electric drive, a super low-floor cab and a single piece chassis design.

Zero Emissions

Full battery electric drive means zero carcinogenic and greenhouse gas emissions. Active regenerative braking ensures brake wear is almost completely eliminated removing hazardous dusts from the effects of braking.

Best Stability

The patent pending single-piece integrated chassis design lowers the centre of gravity and the overall profile, greatly improving vehicle stability and reducing wind resistance which increases energy efficiency and improves access to areas with limited headroom.

Best Acceleration/Deceleration

The ZEV 14000 series achieves new levels of performance between load connection points and improved handling in the urban environments it is designed for. The all-wheel electric drive systems provide incredibly smooth and unprecedented acceleration and controlled deceleration.

Best Manoeuvrability

The short wheelbase and optional all-wheel smart control steering achieves maximum manoeuvrability in tight areas while minimising energy consumption and tyre damage from scuffing.

Quietest

Electric drive means there is no engine noise. The optional independent PTO means the hydraulics only operate on demand and are extremely quiet. The use of air suspension all around reduces road noise. A quiet vehicle opens up greater working hours and areas.

Safest

The low profile of the ZEV 14000 series minimises the possibility of vehicle rollovers and reduces the likelihood of interference with overhead obstructions.

The low-entry cab eliminates stresses and falls from frequent cab entry and egress and the dual-entry arrangement allows access from either side of the vehicle.

The smart operator interface provides camera views of the vehicle and load, while the large wraparound windscreen reduces operator blind spots and the low seating position maximises visibility in urban settings.

Build Options

ZEV 14000 trucks come factory configured with drive configurations from 4x4 through to 10x10.

Highest Productivity

The innovative features of the ZEV 14000 series mean the vehicles complete larger runs in shorter times with higher operator satisfaction with their low entry walk through cab.

Operators will appreciate the quiet operation, the high speed between loadings, the optional live PTO with responsive hydraulics, the absence of refuelling stops and the autopark mode which together ensure that more is done with less.

Best Advanced Analytics

ZEV 14000 vehicles are fully web integrated. The vehicle location and all data is available on the ZEV asset management web site. ZEV technical support actively tracks and manages the performance of the vehicle. Business services are available directly from the ZEV host or via the secure host API.

The geo-located data set from the ZEV 14000 includes everything from vehicle speed to weight, allowing for advanced analytics on loading, routes, driver behaviour and safety.

Lowest Maintenance and Downtime

Full battery electric operation eliminates engine servicing.

Regenerative braking means virtually no brake wear. The smooth electric drive and air suspension minimises drive line wear and stress.

Lowest Total Cost of Ownership

The innovative design of the ZEV 14000 results in higher productivity, reduced maintenance and downtime, safer operation and higher resale value.

Best Energy Efficiency

The ZEV 14000 is the most energy efficient truck in the world. The dynamically controlled battery electric drive with regenerative braking and finely tuned hydraulics only consumes power when being used, ensuring the lowest possible energy use.



MOTOR SPECIFICATIONS

Motor: Dual TM4 Motive (medium voltage)
Maximum Combined Output: 185kW
Continuous Combined Output: 130kW
Maximum Combined Torque: 510Nm
Continuous Combined Torque: 210Nm
Maximum RPM: 10700rpm
Cooling: Liquid

TRANSMISSION/GEARING

Model: ZEV dual speed
Type: Two gears forward, one gear reverse
Control: Electronic over air
1st Gear Ratio: 6.6:1
2nd Gear Ratio: 2.7:1
Reverse Gear Ratio: 6.6:1

CAB FEATURES

Type: Forward control, all steel construction super-low floor
Seating Capacity: Four
Driver's Seat : Suspension seat with integrated three-point belt system, integrated head rest, height adjustment memory, quick air release lowering, air lumbar, fine adjustment tilt/recline
Front Passenger Seat: Suspension seat with integrated three-point belt system, integrated head rest, height adjustment memory, quick air release lowering, air lumbar, fine adjustment tilt/recline
Rear Passenger Seat: Urethane foam pads
Rear Seat Belts: Three-point
Sun Visor: Driver and passenger sides
Windshield Wipers: Electric, dual, intermittent
Ventilator: Forced by electric blower
Rear-View Mirrors Inside: One flat type
Rear-View Mirrors Outside: Two flat type, two convex spotters
Auxilliary Power Socket: 24V equipped
Floor Mat: Vinyl type
Central Locking: Equipped
Heater and Defroster: Equipped
Air Conditioner: Equipped
Power Windows: Equipped
Audio: AM/FM radio with USB docking
Speakers: Equipped
Reversing Camera: Equipped
Load Camera: Equipped

PERFORMANCE

Maximum Theoretical Speed: 114km/h
Peak Gradeability: 51.8%
Continuous Gradeability: 17.0%

SUSPENSION

Front Suspension Type: ZEV air bag suspension
Rear Suspension Type: ZEV air bag suspension
Height Control: Available
Integrated Scales: Equipped

BRAKES

Primary Braking System: Electric regenerative
Secondary Braking System: Full air, dual circuit disc brakes for front and rear
Air Dryer: Equipped
EBS: Equipped
Parking Brake: Spring brake acting on rear wheels

WHEELS & TYRES

Wheel Type: Super single alloy
Rim Size: 10 stud 11.75 x 22.5 - offset 145mm, inset 120mm
Tyre Size: 355/50R22.5 super single
Number of Tyres: 4

BATTERY

Size: 153.6kWh
Nominal Voltage: 384V
Peak Voltage: 456V
Onboard Charger Type: Single phase liquid-cooled
Onboard Charger Power: 6.5kW (optional three phase 13 or 22.5kW)

SWITCHES

One-key starting-stopping
 Lighting
 Directional indicator
 Wiper and washer
 Hazard
 Map lamp
 Fog lamp
 Load flood lamps
 Beacons
 PTO engage
 Vehicle direction
 Horn button
 Autopark

WARNING INDICATORS

Air pressure warning lamp and buzzer
 High beam indicator lamp
 Turn signal indicator lamp
 Parking brake indicator lamp
 Hazard indicator lamp
 Beacon indicator lamp
 Forward/reverse/neutral lamp
 Battery low lamp
 Electronic system warning lamp
 ABS warning lamp
 SRS warning lamp
 Load flood lamp indicator lamp
 External charger lamp
 Back-up warning buzzer
 Autopark mode lamp
 PTO indicator lamp

INSTRUMENTS

Speedometer with trip meter
 Odometer
 Battery load gauge
 Battery capacity gauge
 Coolant temperature gauge
 Air pressure gauges

ELECTRICAL

Type: 24V negative earth
DC-DC Converter: 40A
Headlamps: 90mm LED
High/Low Beam: Equipped
Reverse Flood Lighting: Equipped
Day Running Lamps: Equipped
Reading Lamp: Equipped
Air Horn: Equipped

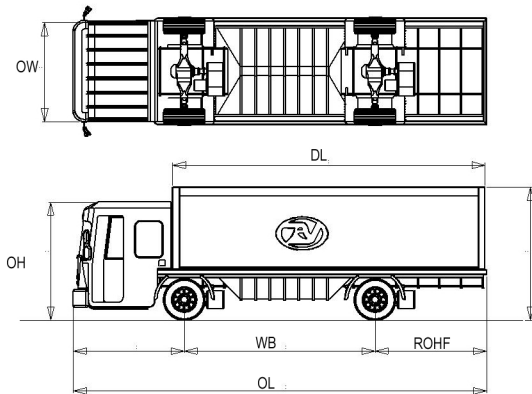
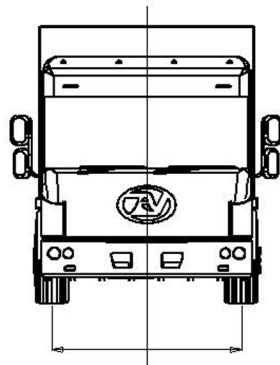
STEERING

Front-wheel velocity-sensitive power steering (optional all-wheel)

AXLE SPECIFICATIONS

Front Axle Load Limit: 7500kg
Rear Axle Load Limit: 7500kg
Front Axle: Dual reduction single speed hypoid powered steering axle
Rear Axle: Dual reduction single speed hypoid axle (optional steering)
Axle Gear Ratio: 5.9205:1
Diff Lock: Available

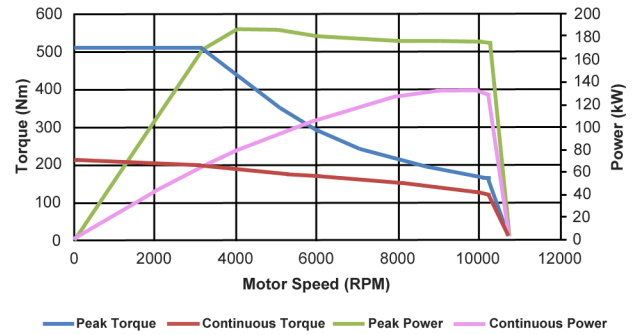
14000 Series 14000B153 Dimensions



DIMENSIONS - mm

Model: ZEV 14000 Series 14000B153	
Wheelbase (WB)	4300
Overall Length (OL)	8790
Overall Width (OW)	2436
Overall Height (OH)	3000
Rear overhang (at frame end) (ROHF)	2490
Deck Length (DL)	6500
Front chassis height (HF)	340
Road clearance (RC)	296
Turning circle kerb to kerb	17200
Chassis mass - kg	
GVM	15000
Tare	7000

MOTOR PERFORMANCE CURVE



MAINTENANCE AND WARRANTY

WARRANTY

24 months, unlimited kilometres

The ZEV 14000 Series compacting trucks come with the full Zero Emission Vehicles maintenance contract. This comprehensive maintenance package covers all call out, maintenance and fair wear and tear repair costs ensuring complete peace of mind in the operation and performance of your ZEV 14000 Series compacting truck.

DISCLAIMER

All effort has been made to ensure the information contained in this brochure was correct as at August, 2016. Zero Emission Vehicles Limited reserves the right to alter any details of the specifications and equipment mentioned herein without notice. Zero Emission Vehicles in so far as it is permitted by law to do so, shall not be liable in any way as a result of any reliance placed by any person on anything contained in this brochure. You should therefore check with Zero Emission Vehicles at the time of ordering your motor vehicle to ensure that colour, specifications, design features and options are available for the vehicle you are ordering. Please note that some options may only be available in combination with others. Zero Emission Vehicles will on request provide up to date information on all accessories, design features, prices and availability.

CONTACT

ZERO EMISSION VEHICLES
 1st Floor
 156 Broadway Avenue
 Palmerston North 4410
 Phone: (06) 952 3720
 Email: info@zevnz.com
 Web: www.zevnz.com